

Questions Planned for the 2010 Census and American Community Survey

CENSUS BUREAU CENSUS
SCENSUS BUREAU CENSUS
CENSUS BUREAU CENSUS
SCENSUS BUREAU CENSUS
CENSUS BUREAU CENSUS
SCENSUS BUREAU CENSUS
CENSUS BUREAU CENSUS
SCENSUS BUREAU CENSUS
CENSUS BUREAU CENSUS
SCENSUS BUREAU CENSUS
CENSUS BUREAU CENSUS
SCENSUS BUREAU CENSUS
CENSUS BUREAU CENSUS
SCENSUS BUREAU CENSUS
CENSUS BUREAU CENSUS

Issued
March 2008

U S C E N S U S B U R E A U

Helping You Make Informed Decisions

U.S. Department of Commerce
Economics and Statistics Administration
U.S. CENSUS BUREAU

United States™
Census
2010

NOTES

2010 DECENNIAL CENSUS PROGRAM

TABLE OF CONTENTS

A. INTRODUCTION	vii
B. 2010 CENSUS	
Age.....	2
Gender	3
Hispanic Origin	4
Race	5
Relationship.....	6
Tenure	7
Administrative Questions.....	7a
C. AMERICAN COMMUNITY SURVEY	
Basic Characteristics	
Age.....	9
Gender	10
Hispanic Origin.....	11
Race	12
Relationship.....	13
Social Characteristics	
Marital Status.....	14
Fertility.....	15
Grandparents as Caregivers	16
Ancestry	17
Place of Birth, Citizenship, and Year of Entry.....	18
Language Spoken at Home	20
Educational Attainment and School Enrollment.....	21
Residence 1 Year Ago.....	23
Veteran Status and Period of Military Service.....	25
Disability	26
Economic Characteristics	
Income	28
Food Stamps Benefit	30
Labor Force Status	31
Industry, Occupation, and Class of Worker	33
Place of Work and Journey to Work.....	35
Work Status Last Year.....	37
Vehicles Available	38
Physical Characteristics	
Year Structure Built	39
Units in Structure.....	40
Year Moved Into Unit.....	42
Rooms	43
Bedrooms	44
Kitchen Facilities.....	45
Plumbing Facilities	46
House Heating Fuel.....	47
Telephone Service Available	48
Farm Residence	49
Financial Characteristics	
Tenure	50
Value	51
Rent.....	53
Selected Monthly Owner Costs.....	54
Administrative Questions.....	56a
D. NEW FOR THE AMERICAN COMMUNITY SURVEY	
Health Insurance Coverage	58
Marital History	60
VA Service-Connected Disability Rating	61
E. QUESTION IN THE 2000 CENSUS BUT NOT PLANNED FOR THE AMERICAN COMMUNITY SURVEY	
Years of Military Service	64

NOTES

A. INTRODUCTION

NOTES

INTRODUCTION

SUBMISSION OF QUESTIONS FOR THE 2010 DECENNIAL CENSUS PROGRAM

Section 141(f)(2) of the Census Act requires that not later than 2 years before the next census, the questions to be included on that census be submitted to Congress. The contents of this notebook describe the questions that will be asked on the 2010 Census and the American Community Survey, including proposed new questions, as well as the question that will be dropped because it is no longer required by federal agencies. In March 2007, the subjects to be included on the 2010 Census and the American Community Survey were submitted to Congress.

In advance of providing the questions to be included on the next census to Congress, the U.S. Census Bureau asked federal agencies to provide information on their data needs, so that only necessary data are collected, as opposed to data that could be acquired by other means. The Office of Management and Budget facilitates the process to validate current uses of census data, determine unnecessary subjects and questions, and identify new subjects for which questions are required.

2010 DECENNIAL CENSUS PROGRAM PLANS

Census 2000 included a short form to collect basic information used for reapportionment and redistricting, and a long form sent to approximately 1 in 6 households that was designed to collect detailed information used to distribute fiscal resources under a wide array of federal, state, local, and tribal programs. The 2010 Census will be a “short form only” census.

The American Community Survey is sent to a small percentage of our population on a rotating basis. The survey collects essentially the same detailed information on population and housing characteristics, as did the “long form.” Since the American Community Survey is conducted every year, rather than once every 10 years, it provides more current data throughout the decade. In Puerto Rico, the survey is called the Puerto Rico Community Survey.

Decoupling the short form and long form allows the Census Bureau to focus efforts on the constitutional requirements to produce a count of the resident population, employ technology to improve efficiencies, provide more timely data, improve coverage accuracy, and contain costs while keeping operational risk to a minimum. Since 2005, the long form data have been collected annually on the American Community Survey. This innovation provides more current, detailed information than has ever been available before. Responses to the American Community Survey, like its predecessor, the decennial census long form, are mandatory.

The 2010 Decennial Census Program is the only data-gathering effort that collects demographic data for every geographic area recognized by the Census Bureau. It builds on the successful data collection efforts of past censuses. In addition, it moves the nation forward to a new era that will have the advantage of more current and timely census data to measure its performance, identify its needs, and chart its course.

NOTES

B. 2010 CENSUS

7. What is Person 1's age and what is Person 1's date of birth?

Please report babies as age 0 when the child is less than 1 year old.

Print numbers in boxes.

Age on April 1, 2010

Month

Day

Year of birth

MEETING FEDERAL NEEDS

Age is central for any number of federal programs that target funds or services to children, working-age adults, women of childbearing age, or the older population. The Department of Education uses census age data in its formula for allotment to states. Under the Voting Rights Act, the data on population of voting age are required for legislative redistricting. The U.S. Department of Veterans Affairs uses age to develop its mandated state projections on the need for hospitals, nursing homes, cemeteries, domiciliary services, and other benefits for veterans.

COMMUNITY BENEFITS

Education

Counties and school districts are allotted funds based on age data. These funds provide resources and services to improve the education of economically disadvantaged children and children with disabilities.

Locations where new schools are needed, as well as the required grade levels (elementary, middle, or high school), are identified using data about age.

Government

Data presenting the voting-age population are used by states to meet legislative redistricting requirements.

Planners at all levels of government forecast the need for highways,

hospitals, health services, and retirement homes by using age data.

Employment

Data about age are used to target veterans for job training programs.

Equal employment opportunities are enforced using data about age.

Social Services

Age data are used to forecast the number of people eligible for Social Security and Medicare benefits.

Under the Older Americans Act, age data are part of the formula used to allocate funds for services to seniors with low incomes.

6. What is Person 1's sex? Mark ONE box.

Male Female

MEETING FEDERAL NEEDS

Census data about gender are critical because so many federal programs must differentiate between males and females. The U.S. Departments of Education and Health and Human Services are required by statute to use these data to fund, implement, and evaluate various social and welfare programs, such as the Special Supplemental Food Program for Women, Infants, and Children (WIC) or the Low-Income Home Energy Assistance Program (LIHEAP). Laws to promote equal employment opportunity for women also require census data on gender. The U.S. Department of Veterans Affairs must use census data to develop its state projections of veterans' facilities and benefits.

COMMUNITY BENEFITS

Planning

State and local planners analyze social and economic characteristics of males and females to predict future needs for housing, education, childcare, health care, transportation, and employment.

Employment

Data about gender are used to evaluate employment practices under the Civil Rights Act.

The Equal Employment Opportunity Commission, using data about gender, establishes and evaluates guidelines dealing with equal employment opportunity.

Education

Data about gender are used to allocate funds to institutions of higher learning that increase participation, particularly of minority women, in scientific and engineering programs under the Higher Education Act.

Social Services

At the state and county levels, data about gender are used to allocate funds for food, health care services, and classes in meal planning to low-income women with children.

Housing

Data about gender are used to evaluate housing policies and practices under the Civil Rights Act.

8. Is Person 1 of Hispanic, Latino, or Spanish origin?

No, not of Hispanic, Latino, or Spanish origin

Yes, Mexican, Mexican Am., Chicano

Yes, Puerto Rican

Yes, Cuban

Yes, another Hispanic, Latino, or Spanish origin — *Print origin, for example, Argentinian, Colombian, Dominican, Nicaraguan, Salvadoran, Spaniard, and so on.* ▼

--	--	--	--	--	--	--	--	--	--	--	--	--	--	--	--	--	--	--	--

MEETING FEDERAL NEEDS

Hispanic origin is used in numerous programs and is vital in making policy decisions. These data are needed to determine compliance with provisions of antidiscrimination in employment and minority recruitment legislation. Under the Voting Rights Act, data about Hispanic origin are essential to ensure enforcement of bilingual election rules. Hispanic origin classifications used by the Census Bureau and other federal agencies meet the requirements of standards issued by the Office of Management and Budget in 1997 (Revisions to the Standards for the Classification of Federal Data on Race and Ethnicity). These standards set forth guidance for statistical collection and reporting on race and ethnicity used by all federal agencies.

COMMUNITY BENEFITS

Social Services

Under the Public Health Service Act, Hispanic origin is one of the factors used in identifying segments of the population who may not be getting needed medical services.

Employment

Data about Hispanic origin are used to monitor and enforce equal employment opportunities under the Civil Rights Act.

Government

The Voting Rights Act ensures equality in voting. Compliance of local jurisdictions is monitored using counts of the voting-age population by national origin.

9. What is Person 1's race? Mark one or more boxes.

White
 Black, African Am., or Negro
 American Indian or Alaska Native — Print name of enrolled or principal tribe. ↴

<input type="checkbox"/> Asian Indian	<input type="checkbox"/> Japanese	<input type="checkbox"/> Native Hawaiian
<input type="checkbox"/> Chinese	<input type="checkbox"/> Korean	<input type="checkbox"/> Guamanian or Chamorro
<input type="checkbox"/> Filipino	<input type="checkbox"/> Vietnamese	<input type="checkbox"/> Samoan
<input type="checkbox"/> Other Asian — Print race, for example, Hmong, Laotian, Thai, Pakistani, Cambodian, and so on. ↴	<input type="checkbox"/> Other Pacific Islander — Print race, for example, Fijian, Tongan, and so on. ↴	

Some other race — Print race. ↴

MEETING FEDERAL NEEDS

Race is key to implementing any number of federal laws and is a critical factor in the basic research behind numerous policies. Race data are required by federal programs promoting equal employment opportunity and are needed to assess racial disparities in health and access to care, among other uses. Racial classifications used by the Census Bureau and other federal agencies meet the requirements of standards issued by the Office of Management and Budget in 1997 (Revisions to the Standards for the Classification of Federal Data on Race and Ethnicity). These standards set forth guidance for statistical collection and reporting on race and ethnicity used by all federal agencies.

COMMUNITY BENEFITS

Education

Under Title 20, race is used as part of the formula to fund programs that foster equal opportunity through postsecondary education for African Americans. This is achieved by funding programs at historically Black colleges and universities in professional and academic areas where African Americans are underrepresented in society.

Employment

Race, under the Civil Rights Act, is used to assess fairness of employment practices.

Social Services

For the Public Health Service Act, race is a key factor in identifying segments of the population who may not be receiving needed medical services.

Government

States require data about the racial makeup of the voting-age population to meet legislative redistricting requirements.

Data about race are needed to monitor compliance with the Voting Rights Act by local jurisdictions.

RELATIONSHIP *asked since 1880*

2. How is this person related to Person 1? Mark ONE box.

- | | |
|---|--|
| <input type="checkbox"/> Husband or wife | <input type="checkbox"/> Parent-in-law |
| <input type="checkbox"/> Biological son or daughter | <input type="checkbox"/> Son-in-law or daughter-in-law |
| <input type="checkbox"/> Adopted son or daughter | <input type="checkbox"/> Other relative |
| <input type="checkbox"/> Stepson or stepdaughter | <input type="checkbox"/> Roomer or boarder |
| <input type="checkbox"/> Brother or sister | <input type="checkbox"/> Housemate or roommate |
| <input type="checkbox"/> Father or mother | <input type="checkbox"/> Unmarried partner |
| <input type="checkbox"/> Grandchild | <input type="checkbox"/> Other nonrelative |

MEETING FEDERAL NEEDS

The census subject about relationship is essential for classifying the population into families and other groups. Information about changes in the composition of the American family, from the number of people living alone to the number of children living with only one parent, is essential for planning and carrying out a number of federal programs. In federally funded nutrition and education programs, how the money is spent hinges, at least partially, on census data about relationship.

COMMUNITY BENEFITS

Government

Federal agencies use data about relationship for a variety of programmatic purposes.

Housing

Data about families in poverty are used to distribute funds for housing to local governments.

Education

Data about relationship are used to allocate funds to states and counties to improve the education of children in low-income families.

Social Services

Local health agencies plan and administer programs promoting the well-being of families and children using information on relationship.

3. Is this house, apartment, or mobile home —
Mark ONE box.

- Owned by you or someone in this household with a mortgage or loan? *Include home equity loans.*
- Owned by you or someone in this household free and clear (without a mortgage or loan)?
- Rented?
- Occupied without payment of rent?

MEETING FEDERAL NEEDS

Tenure (whether a home is owned or rented) is the most basic feature of the housing inventory. Homeownership rates have served as an indicator of the nation's economy for decades. The data are an integral component of the formula used by the U.S. Department of Housing and Urban Development to establish Fair Market Rents and also are essential for the Federal Housing Authority's mortgage insurance program. The U.S. Department of Health and Human Services is required to profile the housing tenure of Low-Income Home Energy Assistance Program (LIHEAP) households. The Bureau of Economic Analysis uses this information along with other census data to prepare the value of housing services for the national and regional accounts. This information is used to assess the costs of utilities based on the type of home ownership. Tenure also is used in calculating homeownership vacancy rates and rental vacancy rates that federal and local agencies use to evaluate the overall viability of local housing markets.

COMMUNITY BENEFITS

Planning

Local planners use data on tenure to assess neighborhood stability.

Banking

Data on tenure are used to distribute funds for mortgage insurance, for rental housing in urban renewal areas, and for national defense housing.

Housing

Tenure is one of the integral components used by the Department of Housing and Urban Development to establish Fair Market Rents for different localities throughout the country. This information is used to allocate Section 8 and other federal housing program subsidies that assist American families to afford decent, safe, and sanitary housing.

ADMINISTRATIVE QUESTIONS *for use in the 2010 Census*

1. How many people were living or staying in this house, apartment, or mobile home on April 1, 2010?

Number of people =

2. Were there any additional people staying here April 1, 2010 that you did not include in Question 1?

Mark all that apply.

- Children, such as newborn babies or foster children
- Relatives, such as adult children, cousins, or in-laws
- Nonrelatives, such as roommates or live-in baby sitters
- People staying here temporarily
- No additional people

4. What is your telephone number? We may call if we don't understand an answer.

Area Code + Number

- -

5. Please provide information for each person living here. Start with a person living here who owns or rents this house, apartment, or mobile home. If the owner or renter lives somewhere else, start with any adult living here. This will be Person 1.

What is Person 1's name? *Print name below.*

Last Name

First Name

MI

10. Does Person 1 sometimes live or stay somewhere else?

No Yes — Mark all that apply.

- In college housing
- In the military
- At a seasonal or second residence
- For child custody
- In jail or prison
- In a nursing home
- For another reason

→ If more people were counted in Question 1, continue with Person 2.

MEETING FEDERAL NEEDS

While these questions are not required by federal law, the following are ways we use the information: ensuring response accuracy and completeness, contacting respondents with incomplete or missing information, and assigning cases to census operations designed to improve accuracy.

C. AMERICAN COMMUNITY SURVEY

4 What is Person 1's age and what is Person 1's date of birth?
Please report babies as age 0 when the child is less than 1 year old.
Print numbers in boxes.

Age (in years)	Month	Day	Year of birth
<input type="text"/>	<input type="text"/>	<input type="text"/>	<input type="text"/>

MEETING FEDERAL NEEDS

Age is central for any number of federal programs that target funds or services to children, working-age adults, women of childbearing age, or the older population. The U.S. Department of Education uses census age data in its formula for allotment to states. Under the Voting Rights Act, the data on population of voting age are required for legislative redistricting. The U.S. Department of Veterans Affairs uses age to develop its mandated state projections on the need for hospitals, nursing homes, cemeteries, domiciliary services, and other benefits for veterans.

COMMUNITY BENEFITS

Education

Counties and school districts are allotted funds based on age data. These funds provide resources and services to improve the education of economically disadvantaged children and children with disabilities. Locations where new schools are needed, as well as the required grade levels (elementary, middle, or high school) are identified using data about age.

Government

Data presenting the voting-age population are used by states to meet legislative redistricting requirements. Planners at all levels of government forecast the need for highways,

hospitals, health services, and retirement homes by using age data.

Employment

Data about age are used to target veterans for job training programs. Equal employment opportunities are enforced using data about age.

Social Services

Age data are used to forecast the number of people eligible for Social Security and Medicare benefits. Under the Older Americans Act, age data are part of the formula used to allocate funds for services to seniors with low incomes.

3 What is Person 1's sex? Mark (X) ONE box.
 Male Female

MEETING FEDERAL NEEDS

Census data about gender are critical because so many federal programs must differentiate between males and females. The U.S. Departments of Education and Health and Human Services are required by statute to use these data to fund, implement, and evaluate various social and welfare programs, such as the Special Supplemental Food Program for Women, Infants, and Children (WIC) or the Low-Income Home Energy Assistance Program (LIHEAP). Laws to promote equal employment opportunity for women also require census data on gender. The U.S. Department of Veterans Affairs must use census data to develop its state projections of veterans' facilities and benefits.

COMMUNITY BENEFITS

Planning

State and local planners analyze social and economic characteristics of males and females to predict future needs for housing, education, childcare, health care, transportation, and employment.

Employment

Data about gender are used to evaluate employment practices under the Civil Rights Act.

The Equal Employment Opportunity Commission, using data about gender, establishes and evaluates guidelines dealing with equal employment opportunity.

Education

Data about gender are used to allocate funds to institutions of higher learning that increase participation, particularly of minority women, in scientific and engineering programs under the Higher Education Act.

Social Services

At the state and county levels, data about gender are used to allocate funds for food, health care services, and classes in meal planning to low-income women with children.

Housing

Data about gender are used to evaluate housing policies and practices under the Civil Rights Act.

HISPANIC ORIGIN *asked since 1970*

5 Is Person 1 of Hispanic, Latino, or Spanish origin?

No, not of Hispanic, Latino, or Spanish origin

Yes, Mexican, Mexican Am., Chicano

Yes, Puerto Rican

Yes, Cuban

Yes, another Hispanic, Latino, or Spanish origin – *Print origin, for example, Argentinean, Colombian, Dominican, Nicaraguan, Salvadoran, Spaniard, and so on.* ↴

MEETING FEDERAL NEEDS

Hispanic origin is used in numerous programs and is vital in making policy decisions. These data are needed to determine compliance with provisions of antidiscrimination in employment and minority recruitment legislation. Under the Voting Rights Act, data about Hispanic origin are essential to ensure enforcement of bilingual election rules. Hispanic origin classifications used by the Census Bureau and other federal agencies meet the requirements of standards issued by the Office of Management and Budget in 1997 (Revisions to the Standards for the Classification of Federal Data on Race and Ethnicity). These standards set forth guidance for statistical collection and reporting on race and ethnicity used by all federal agencies.

COMMUNITY BENEFITS

Social Services

Under the Public Health Service Act, Hispanic origin is one of the factors used in identifying segments of the population who may not be getting needed medical services.

Government

The Voting Rights Act ensures equality in voting. Compliance of local jurisdictions is monitored using counts of the voting-age population by national origin.

Employment

Data about Hispanic origin are used to monitor and enforce equal employment opportunities under the Civil Rights Act.

RACE asked since 1790

6 What is Person 1's race? Mark (X) one or more boxes.

White

Black, African Am., or Negro

American Indian or Alaska Native — *Print name of enrolled or principal tribe.* ↴

Asian Indian

Chinese

Filipino

Other Asian — *Print race, for example, Hmong, Laotian, Thai, Pakistani, Cambodian, and so on.* ↴

Japanese

Korean

Vietnamese

Native Hawaiian

Guamanian or Chamorro

Samoan

Other Pacific Islander — *Print race, for example, Fijian, Tongan, and so on.* ↴

Some other race — *Print race.* ↴

MEETING FEDERAL NEEDS

Race is key to implementing any number of federal laws and is a critical factor in the basic research behind numerous policies. Race data are required by federal programs promoting equal employment opportunity and are needed to assess racial disparities in health and access to care, among other uses. Racial classifications used by the Census Bureau and other federal agencies meet the requirements of standards issued by the Office of Management and Budget in 1997 (Revisions to the Standards for the Classification of Federal Data on Race and Ethnicity). These standards set forth guidance for statistical collection and reporting on race and ethnicity used by all federal agencies.

COMMUNITY BENEFITS

Education

Under Title 20, race is used as part of the formula to fund programs that foster equal opportunity through postsecondary education for African Americans. This is achieved by funding programs at historically Black colleges and universities in professional and academic areas where African Americans are underrepresented in society.

Employment

Race, under the Civil Rights Act, is used to assess fairness of employment practices.

Social Services

For the Public Health Service Act, race is a key factor in identifying segments of the population who may not be receiving needed medical services.

Government

States require data about the racial makeup of the voting-age population to meet legislative redistricting requirements.

Data about race are needed to monitor compliance with the Voting Rights Act by local jurisdictions.

RELATIONSHIP *asked since 1880*

2 How is this person related to Person 1? Mark (X) ONE box.

- | | |
|---|--|
| <input type="checkbox"/> Husband or wife | <input type="checkbox"/> Son-in-law or daughter-in-law |
| <input type="checkbox"/> Biological son or daughter | <input type="checkbox"/> Other relative |
| <input type="checkbox"/> Adopted son or daughter | <input type="checkbox"/> Roomer or boarder |
| <input type="checkbox"/> Stepson or stepdaughter | <input type="checkbox"/> Housemate or roommate |
| <input type="checkbox"/> Brother or sister | <input type="checkbox"/> Unmarried partner |
| <input type="checkbox"/> Father or mother | <input type="checkbox"/> Foster child |
| <input type="checkbox"/> Grandchild | <input type="checkbox"/> Other nonrelative |
| <input type="checkbox"/> Parent-in-law | |

MEETING FEDERAL NEEDS

The census subject about relationship is essential for classifying the population into families and other groups. Information about changes in the composition of the American family, from the number of people living alone to the number of children living with only one parent, is essential for planning and carrying out a number of federal programs. In federally funded nutrition and education programs, how the money is spent hinges, at least partially, on decennial census program data about relationship.

COMMUNITY BENEFITS

Government

Federal agencies use data about relationship for a variety of programmatic purposes.

Housing

Data about families in poverty are used to distribute funds for housing to local governments.

Education

Data about relationship are used to allocate funds to states and counties to improve the education of children in low-income families.

Social Services

Local health agencies plan and administer programs promoting the well-being of families and children using information on relationship.

MARITAL STATUS *asked since 1880*

19 What is this person's marital status?

- Now married
- Widowed
- Divorced
- Separated
- Never married → SKIP to **H**

MEETING FEDERAL NEEDS

Planning and implementing many government programs calls for accurate information on marital status, such as the number of married women in the labor force, elderly widowed individuals, or young single people who soon may establish homes of their own. For the U.S. Department of Housing and Urban Development, data about marital status help define qualifying census tracts for the Low-Income Housing Tax Credits and the Mortgage Revenue Bonds Programs.

COMMUNITY BENEFITS

Social Services

Data about marital status are used for budget and resource planning to identify the number of children needing special services (e.g., children in single-parent households).

Communities use census data about marital status to pinpoint areas with large numbers of single-parent families and identify needs for childcare, medical care, and other social services.

Housing

Local governments use data about marital status in assessing needs for housing and other community development services.

Employment

Community organizations use data about marital status to identify needs for job training and housing for displaced homemakers.

23 Has this person given birth to any children in the past 12 months?

Yes

No

MEETING FEDERAL NEEDS

The number of children born in the past 12 months is a measure of fertility that is used to project the future size of the population, a basic planning tool for agencies of the government. The U.S. Department of Health and Human Services uses these data to carry out various programs required by statute, including determining the need for family planning services within the Indian Health Service, investigating matters on child welfare in the Children's Bureau, and conducting research for voluntary family planning programs.

COMMUNITY BENEFITS

Social Services

Data about fertility are used to predict the number of children who will need adoptive homes under the Child Welfare Act.

The Indian Health Service uses data about the number of babies born to determine the need for family planning services for its service-eligible population.

Information about children born in the past 12 months is used in research on the family size of female adolescents and their actual birth rates in later life.

The National Center for Health Statistics computes vital statistics for subnational areas using data about children born in the past 12 months.

- 24** a. Does this person have any of his/her own grandchildren under the age of 18 living in this house or apartment?
- Yes
- No → SKIP to question 25
- b. Is this grandparent currently responsible for most of the basic needs of any grandchild(ren) under the age of 18 who live(s) in this house or apartment?
- Yes
- No → SKIP to question 25
- c. How long has this grandparent been responsible for the(se) grandchild(ren)?
If the grandparent is financially responsible for more than one grandchild, answer the question for the grandchild for whom the grandparent has been responsible for the longest period of time.
- Less than 6 months
- 6 to 11 months
- 1 or 2 years
- 3 or 4 years
- 5 or more years

MEETING FEDERAL NEEDS

This question was added to the American Community Survey in 1999 to comply with legislation passed in the 104th Congress requiring that the decennial census program obtain information about grandparents who have primary responsibility for the care of their grandchildren. The U.S. Department of Health and Human Services uses these data to distinguish households in which a grandparent has primary responsibility for a child or children and also uses these data for the High Performance Bonus Awards Program under the Temporary Assistance to Needy Families Program.

COMMUNITY BENEFITS

Business

Daycare centers and other businesses use these data to develop new products and services for their communities.

Government

State and local governments, faith-based and other nonprofit organizations, and businesses use these data to plan, budget, and pay benefits.

12 What is this person's ancestry or ethnic origin?

(For example: Italian, Jamaican, African Am., Cambodian, Cape Verdean, Norwegian, Dominican, French Canadian, Haitian, Korean, Lebanese, Polish, Nigerian, Mexican, Taiwanese, Ukrainian, and so on.)

MEETING FEDERAL NEEDS

Ancestry identifies the ethnic origins of the population. Federal agencies regard this information as essential for fulfilling many important needs. Ancestry is required to enforce provisions under the Civil Rights Act, which prohibits discrimination based upon race, sex, religion, and national origin. More generally, these data are needed to measure the social and economic characteristics of ethnic groups and to tailor services to accommodate cultural differences.

COMMUNITY BENEFITS

Social Services

Data about ancestry assist states and local agencies to develop health care and other services tailored to meet the language and cultural diversity of the elderly in these groups.

Under the Public Health Service Act, ancestry is one of the factors used in identifying segments of the population who may not be receiving needed medical services.

Employment

Data about ancestry are used to evaluate the effectiveness of equal employment opportunity policies and programs for different ethnic groups under the Civil Rights Act.

PLACE OF BIRTH *asked since 1850*
CITIZENSHIP *asked 1820–1830, 1870, since 1890*
YEAR OF ENTRY *asked 1890–1930, since 1970*

7 **Where was this person born?**

In the United States – *Print name of state.*

Outside the United States – *Print name of foreign country, or Puerto Rico, Guam, etc.*

8 **Is this person a citizen of the United States?**

Yes, born in the United States → *SKIP to 10a*

Yes, born in Puerto Rico, Guam, the U.S. Virgin Islands, or Northern Marianas

Yes, born abroad of U.S. citizen parent or parents

Yes, U.S. citizen by naturalization – *Print year of naturalization* ↙

No, not a U.S. citizen

9 **When did this person come to live in the United States?** *Print numbers in boxes.*

Year

MEETING FEDERAL NEEDS

These questions provide essential data for setting and evaluating immigration policies and laws. Knowing the characteristics of immigrants helps legislators and others understand how different immigrant groups are assimilated. Federal agencies require these data to develop programs for refugees and other foreign born individuals. Vital information on lifetime migration among states also comes from the place of birth question.

PLACE OF BIRTH *asked since 1850*
CITIZENSHIP *asked 1820–1830, 1870, since 1890*
YEAR OF ENTRY *asked 1890–1930, since 1970*

COMMUNITY BENEFITS

Education

Data are used to allocate funds to public and private nonprofit organizations to provide employment resources aimed at making the foreign born economically self-sufficient.

Social Services

These data are used, in conjunction with the Public Health Service Act, to assist states and local agencies with developing health care and other services tailored to the language and cultural diversity of the foreign-born.

Government

The U.S. Department of Homeland Security uses citizenship data to project staffing and other resource needs to complete the naturalization process for noncitizens.

Under the Voting Rights Act, these data are required to evaluate voting practices of governmental subdivisions (e.g., states, counties, and school districts).

Employment

Data about place of birth and citizenship are used to evaluate the effectiveness of equal employment opportunity policies and programs under the Civil Rights Act.

LANGUAGE SPOKEN AT HOME *asked 1890–1940, since 1960*

13 a. Does this person speak a language other than English at home?

- Yes
 No → *SKIP to question 14a*

b. What is this language?

For example: Korean, Italian, Spanish, Vietnamese

c. How well does this person speak English?

- Very well
 Well
 Not well
 Not at all

MEETING FEDERAL NEEDS

Government agencies use information on language spoken at home for their programs that serve the needs of the foreign born and specifically those who have difficulty with English. Under the Voting Rights Act, language is needed to meet statutory requirements for making voting materials available in minority languages. Specifically, the Census Bureau is directed, using data about language spoken at home and the ability to speak English, to identify minority groups that speak a language other than English and to assess their English-speaking ability. The U.S. Department of Education uses these data to prepare a report to Congress on the social and economic status of children served by different local school districts.

COMMUNITY BENEFITS

Education

Data on language are used to allocate grants to school districts for children with limited English language proficiency.

State and local educational agencies receive grants for programs to improve educational skills, complete secondary schooling, and provide job training and placement for adults based on data about language.

Social Services

State and local agencies concerned with aging develop health care and other services tailored to the language and cultural diversity of the elderly under the Older Americans Act.

Government

Under the Voting Rights Act, these data are needed to assess the fairness of voting practices in governmental subdivisions.

EDUCATIONAL ATTAINMENT *asked since 1940*

SCHOOL ENROLLMENT *asked since 1850*

10 a. At any time IN THE LAST 3 MONTHS, has this person attended school or college? *Include only nursery or preschool, kindergarten, elementary school, home school, and schooling which leads to a high school diploma or a college degree.*

- No, has not attended in the last 3 months → *SKIP to question 11*
- Yes, public school, public college
- Yes, private school, private college, home school

b. What grade or level was this person attending? *Mark (X) ONE box.*

- Nursery school, preschool
- Kindergarten
- Grade 1 through 12 – *Specify grade 1 – 12* →
- College undergraduate years (freshman to senior)
- Graduate or professional school beyond a bachelor's degree (*for example: MA or PhD program, or medical or law school*)

11 What is the highest degree or level of school this person has COMPLETED? *Mark (X) ONE box. If currently enrolled, mark the previous grade or highest degree received.*

NO SCHOOLING COMPLETED

- No schooling completed

NURSERY OR PRESCHOOL THROUGH GRADE 12

- Nursery school
- Kindergarten
- Grade 1 through 11 – *Specify grade 1 – 11* →

--	--

- 12th grade – **NO DIPLOMA**

HIGH SCHOOL GRADUATE

- Regular high school diploma
- GED or alternative credential

COLLEGE OR SOME COLLEGE

- Some college credit, but less than 1 year of college credit
- 1 or more years of college credit, no degree
- Associate's degree (*for example: AA, AS*)
- Bachelor's degree (*for example: BA, BS*)

AFTER BACHELOR'S DEGREE

- Master's degree (*for example: MA, MS, MEng, MEd, MSW, MBA*)
- Professional degree beyond a bachelor's degree (*for example: MD, DDS, DVM, LLB, JD*)
- Doctorate degree (*for example: PhD, EdD*)

MEETING FEDERAL NEEDS

Educational attainment and school enrollment data are needed for use in assessing the socioeconomic condition of school-age children. Government agencies also require these data for funding allocations and program planning and implementation. The data are needed to determine the extent of illiteracy rates of citizens in language minorities in order to meet statutory requirements under the Voting Rights Act.

EDUCATIONAL ATTAINMENT *asked since 1940*
SCHOOL ENROLLMENT *asked since 1850*

COMMUNITY BENEFITS

Education

Based on data about educational attainment, school districts are allocated funds to provide classes in basic skills to adults who have not completed high school.

The U.S. Department of Education uses school enrollment data to develop adult education and literacy programs based on the number of individuals with limited English proficiency.

Government

The U.S. Department of Justice uses school enrollment data in the enforcement work against discrimination in education.

Employment

Employers use information about the educational attainment levels of the labor force to locate new jobs and stimulate economic growth.

RESIDENCE 1 YEAR AGO *asked in the ACS since 1999*

14 a. Did this person live in this house or apartment 1 year ago?

- Person is under 1 year old → *SKIP to question 15*
- Yes, this house → *SKIP to question 15*
- No, outside the United States and Puerto Rico – *Print name of foreign country, or U.S. Virgin Islands, Guam, etc., below; then SKIP to question 15*

- No, different house in the United States or Puerto Rico

b. Where did this person live 1 year ago?

Address (Number and street name)

Name of city, town, or post office

Name of U.S. county or municipio in Puerto Rico

Name of U.S. state or Puerto Rico

ZIP Code

MEETING FEDERAL NEEDS

Residence 1 year ago is used to assess the residential stability and the effects of migration in both urban and rural areas. This item provides information on the mobility of our population. Knowing the number and characteristics of movers is essential for federal programs dealing with employment, housing, education, and the elderly. The U.S. Department of Veterans Affairs develops its mandated projections of the need for hospitals and other veteran benefits for each state with migration data about veterans. The Census Bureau develops state age and sex estimates and small-area population projections based on data about residence 1 year ago.

COMMUNITY BENEFITS

Social Services

State and local agencies concerned with aging develop health care and other services for the elderly using information on where people lived 1 year ago. These data indicate changes in the location of seniors that may affect the need for future services in specific areas.

Local governments use data about migration to forecast the demand for new public facilities such as schools, hospitals, libraries, and fire and police stations.

Government

Planners and policy makers use data about the number of persons moving into, or out of, an area to estimate state and county population growth.

Research, based on data about migration, shows changes in the socioeconomic profiles of areas. The data are used by many government agencies for program planning, especially for rural parts of the country.

VETERAN STATUS AND PERIOD OF MILITARY SERVICE *asked 1840, 1890, 1910, since 1930*

25 Has this person ever served on active duty in the U.S. Armed Forces, military Reserves, or National Guard? *Active duty does not include training for the Reserves or National Guard, but DOES include activation, for example, for the Persian Gulf War.*

- Yes, now on active duty
- Yes, on active duty during the last 12 months, but not now
- Yes, on active duty in the past, but not during the last 12 months
- No, training for Reserves or National Guard only → *SKIP to question 27a*
- No, never served in the military → *SKIP to question 28a*

MEETING FEDERAL NEEDS

Veteran status, including period of military service, is used primarily by the U.S. Department of Veterans Affairs to measure the needs of veterans and to evaluate the impact of veterans' programs dealing with education, employment, and health care. These data are needed to conduct policy analysis, program planning, and budgeting for federal veterans' programs and for reports to Congress on state projections of veterans' facilities and services.

COMMUNITY BENEFITS

Social Services

At state and county levels, veteran status is used for budgeting and program planning for medical services and nursing home care for veterans. The U.S. Department of Veterans Affairs needs data about veteran status in planning the locations and sizes of veterans' cemeteries.

For the Public Health Service Act, veteran status is used as one factor to determine the segments of the population who may not be receiving needed medical services.

Employment

Data about veteran status are used to allocate funds to states and local areas for employment and job training programs for veterans.

DISABILITY *asked 1830–1930, since 1970*

16 a. Is this person deaf or does he/she have serious difficulty hearing?

- Yes
 No

b. Is this person blind or does he/she have serious difficulty seeing even when wearing glasses?

- Yes
 No

18 Because of a physical, mental, or emotional condition, does this person have difficulty doing errands alone such as visiting a doctor's office or shopping?

- Yes
 No

17 a. Because of a physical, mental, or emotional condition, does this person have serious difficulty concentrating, remembering, or making decisions?

- Yes
 No

b. Does this person have serious difficulty walking or climbing stairs?

- Yes
 No

c. Does this person have difficulty dressing or bathing?

- Yes
 No

MEETING FEDERAL NEEDS

Information on disability is used by a number of federal agencies to distribute funds and develop programs for people with disabilities. For example, data about the size, distribution, and needs of the disabled population are essential for developing disability employment policy. For the Americans with Disabilities Act, data about functional limitations are important to ensure that comparable public transportation services are available for all segments of the population. Federal grants are awarded, under the Older Americans Act, based on the number of elderly people with physical and mental disabilities.

COMMUNITY BENEFITS

Transportation

Disability data are used to allocate funds for mass transit systems to provide handicapped facilities.

Under the Americans with Disabilities Act, local transit authorities use the data on the number of individuals with functional limitations in order to ensure public transportation services are comparable to those for individuals without disabilities.

Employment

Data about people with disabilities are used to allocate funds to states and local areas for employment and job training programs for veterans.

Social Services

Under the Older Americans Act, these data assist state and local agencies concerned with aging to develop health care and other services tailored to the disabilities of the elderly.

Disability data are used by state and county agencies to plan for eligible recipients under the Medicare and Medicaid programs.

COMMUNITY BENEFITS

Social Services

Under the Older Americans Act, funds for food, health care, and legal services are distributed to local agencies based on data about elderly people with low incomes.

Data about income at the state and county levels are used to allocate funds for food, health care, and classes in meal planning to low-income women with children.

Employment

Income data are used to identify local areas eligible for grants to stimulate economic recovery, run job-training programs, and define areas such as empowerment or enterprise zones.

Housing

Under the Low-Income Home Energy Assistance Program, income data are used to allocate funds to areas for home energy aid.

Under the Community Development Block Grant Program, funding for housing assistance and other community development is based on income and other decennial census data.

Education

Data about poor children are used to allocate funds to counties and school districts. These funds provide resources and services to improve the education of economically disadvantaged children.

12 IN THE PAST 12 MONTHS, did anyone in this household receive Food Stamps or a Food Stamp benefit card?

- Yes
 No

MEETING FEDERAL NEEDS

Under the Temporary Assistance for Needy Families program, the U.S. Department of Health and Human Services continues to monitor and report state performance on a variety of outcomes including work status, family formation, and food stamp participation. The question on food stamps can help to assess state performance in the current year, food stamp participation rate for low-income, working families with children, and the change in the participation rate of such families in the state over the prior year.

COMMUNITY BENEFITS

Governments

State and local governments need to compare the number of families and individuals needing food assistance with those receiving food stamps. Special attention needs to be paid to the working poor. Adjusting food stamp eligibility guidelines and instituting supplemental food assistance programs could meet shortfalls that are identified.

Social Services

Faith-based and other nonprofit organizations use information about food assistance needs that are not being met by government programs to plan and budget for food banks, food kitchens, and other programs.

LABOR FORCE STATUS *asked since 1930*

28 a. **LAST WEEK, did this person work for pay at a job (or business)?**

- Yes → *SKIP to question 29*
- No – Did not work (or retired)

b. **LAST WEEK, did this person do ANY work for pay, even for as little as one hour?**

- Yes
- No → *SKIP to question 34a*

34 a. **LAST WEEK, was this person on layoff from a job?**

- Yes → *SKIP to question 34c*
- No

b. **LAST WEEK, was this person TEMPORARILY absent from a job or business?**

- Yes, on vacation, temporary illness, maternity leave, other family/personal reasons, bad weather, etc. → *SKIP to question 37*
- No → *SKIP to question 35*

c. **Has this person been informed that he or she will be recalled to work within the next 6 months OR been given a date to return to work?**

- Yes → *SKIP to question 36*
- No

35 **During the LAST 4 WEEKS, has this person been ACTIVELY looking for work?**

- Yes
- No → *SKIP to question 37*

36 **LAST WEEK, could this person have started a job if offered one, or returned to work if recalled?**

- Yes, could have gone to work
- No, because of own temporary illness
- No, because of all other reasons (in school, etc.)

37 **When did this person last work, even for a few days?**

- Within the past 12 months
- 1 to 5 years ago → *SKIP to K*
- Over 5 years ago or never worked → *SKIP to question 46*

MEETING FEDERAL NEEDS

Labor force status is key to understanding work and unemployment patterns and the availability of workers. Based on labor market areas and unemployment levels, the U.S. Department of Labor identifies service delivery areas and determines amounts to be allocated to each for job training. The impact of immigration on the economy and job markets is determined partially by labor force data, and this information is included in required reports to Congress. The Office of Management and Budget, under the Paperwork Reduction Act, uses data about employed workers as part of the criteria for defining metropolitan areas. The Bureau of Economic Analysis uses this information, in conjunction with other data, to develop its state per capita income estimates used in the allocation formulas and eligibility criteria of many federal programs such as Medicaid.

COMMUNITY BENEFITS

Employment

For local areas with substantial unemployment, labor force data are used to allocate funds and identify programs that create new jobs.

Data are used to target state and local areas with a labor force surplus

for programs that promote business opportunities.

Within the U.S. Department of Labor, data about the labor force are needed to evaluate job complaints reported on the basis of disability.

INDUSTRY *asked 1820, 1840, since 1910*
OCCUPATION *asked since 1850*
CLASS OF WORKER *asked since 1910*

40 **Was this person –**
Mark (X) ONE box.

- an employee of a PRIVATE FOR PROFIT company or business, or of an individual, for wages, salary, or commissions?
- an employee of a PRIVATE NOT FOR PROFIT, tax-exempt, or charitable organization?
- a local GOVERNMENT employee (city, county, etc.)?
- a state GOVERNMENT employee?
- a Federal GOVERNMENT employee?
- SELF-EMPLOYED in own NOT INCORPORATED business, professional practice, or farm?
- SELF-EMPLOYED in own INCORPORATED business, professional practice, or farm?
- working WITHOUT PAY in family business or farm?

44 **What kind of work was this person doing?**

(For example: registered nurse, personnel manager, supervisor of order department, secretary, accountant)

45 **What were this person's most important activities or duties?**

(For example: patient care, directing hiring policies, supervising order clerks, typing and filing, reconciling financial records)

MEETING FEDERAL NEEDS

These questions describe the work activity and occupational experience of the American labor force. Data are used to formulate policy and programs for employment, career development and training, and to measure compliance with antidiscrimination policies. Mandated reports for Congress on the labor force rely on the analysis of these characteristics. The Bureau of Economic Analysis uses this information, in conjunction with other data, to develop its state per capita income estimates used in the allocation formulas or for eligibility criteria in many federal programs such as Medicaid and plans to use the county-level information to develop its county and state per capita income estimates.

INDUSTRY *asked 1820, 1840, since 1910*
OCCUPATION *asked since 1850*
CLASS OF WORKER *asked since 1910*

COMMUNITY BENEFITS

Employment

Information about industry, occupation, and class of worker is important for creating jobs as companies use these data to decide where to locate new plants, stores, or offices.

Agencies use these data to plan job-training programs for seniors.

Federal agencies use these data in litigation where employment discrimination is alleged.

Social Services

Data are used to estimate the demand for staff in health care occupations and their geographic distribution based on these data.

PLACE OF WORK AND JOURNEY TO WORK *asked since 1960*

29 At what location did this person work **LAST WEEK?** If this person worked at more than one location, print where he or she worked most last week.

a. Address (Number and street name)

If the exact address is not known, give a description of the location such as the building name or the nearest street or intersection.

b. Name of city, town, or post office

c. Is the work location inside the limits of that city or town?

- Yes
 No, outside the city/town limits

d. Name of county

e. Name of U.S. state or foreign country

f. ZIP Code

30 How did this person usually get to work **LAST WEEK?** If this person usually used more than one method of transportation during the trip, mark (X) the box of the one used for most of the distance.

- | | |
|---|---|
| <input type="checkbox"/> Car, truck, or van | <input type="checkbox"/> Motorcycle |
| <input type="checkbox"/> Bus or trolley bus | <input type="checkbox"/> Bicycle |
| <input type="checkbox"/> Streetcar or trolley car | <input type="checkbox"/> Walked |
| <input type="checkbox"/> Subway or elevated | <input type="checkbox"/> Worked at home → <i>SKIP to question 38a</i> |
| <input type="checkbox"/> Railroad | <input type="checkbox"/> Other method |
| <input type="checkbox"/> Ferryboat | |
| <input type="checkbox"/> Taxicab | |

31 How many people, including this person, usually rode to work in the car, truck, or van **LAST WEEK?**

Person(s)

32 What time did this person usually leave home to go to work **LAST WEEK?**

Hour Minute

: a.m.
 p.m.

33 How many minutes did it usually take this person to get from home to work **LAST WEEK?**

Minutes

MEETING FEDERAL NEEDS

Basic knowledge about commuting patterns and the characteristics of commuter travel come from responses to these questions. The commuting data are essential for planning highway improvements and developing public transportation services, as well as for designing programs to ease traffic problems during peak periods, conserve energy, reduce pollution, and estimate and project the demand for alternative-fueled vehicles. The data are required to develop standards for reducing work-related vehicle trips and increasing passenger occupancy during peak periods of travel. The Bureau of Economic Analysis (BEA) plans to use county-level data in computing gross commuting flows to develop place-of-residence earnings estimates from place-of-work estimates by industry. In addition, BEA also plans to use these data for state personal income estimates for determining federal fund allocations.

COMMUNITY BENEFITS

Transportation

These data form the database used by state departments of transportation and the more than 350 metropolitan planning organizations responsible for comprehensive transportation planning activities.

Metropolitan planning organizations use the data to manage traffic congestion and develop strategies to mitigate congestion, such as carpooling programs and flexible work schedules.

Public transit agencies use these data to plan for transit investments, identify areas needing better transit service, determine the most efficient routes, and plan for services for disabled persons.

Emergency Preparedness

Police and fire departments use data about where people work to plan emergency services in areas of high concentrations of employment.

Employment

Data are used to identify patterns of discrimination in hiring among minorities and other population groups within labor markets.

Banking

Financial institutions use data about commuting patterns and occupation to define market areas for describing lending practices and the effects of bank mergers.

WORK STATUS LAST YEAR *asked since 1940*

38 a. During the PAST 12 MONTHS (52 weeks), did this person work 50 or more weeks? Count paid time off as work.

- Yes → SKIP to question 39
 No

b. How many weeks DID this person work, even for a few hours, including paid vacation, paid sick leave, and military service?

- 50 to 52 weeks
 48 to 49 weeks
 40 to 47 weeks
 27 to 39 weeks
 14 to 26 weeks
 13 weeks or less

39 During the PAST 12 MONTHS, in the WEEKS WORKED, how many hours did this person usually work each WEEK?

Usual hours worked each WEEK

MEETING FEDERAL NEEDS

To comply with provisions of the Civil Rights Act, the U.S. Department of Justice uses the data to determine the availability of individuals for work. Government agencies, in considering the programmatic and policy aspects of providing federal assistance to areas, have emphasized the requirements for reliable data to determine the employment resources available. Data about the number of weeks and hours worked last year are essential because the data allow the characterization of workers by full-time/part-time and full-year/part-year status. Data about working last year are also necessary for collecting accurate income data by defining the universe of persons who should have earnings as part of their total income.

COMMUNITY BENEFITS

Employment

Under the Older Americans Act, these data are used to plan employment programs for the elderly.

Researchers use these data to analyze differences between men and women or among various race or ethnic groups for individuals with similar weeks or hours worked.

Companies use data on work status last year to make decisions on where to place new plants or offices.

Data on work status last year are used for legal cases on discrimination under the Civil Rights Act.

9 How many automobiles, vans, and trucks of one-ton capacity or less are kept at home for use by members of this household?

- None
- 1
- 2
- 3
- 4
- 5
- 6 or more

MEETING FEDERAL NEEDS

Vehicles available describes, for each household, the number of passenger cars, vans, and trucks of one-ton capacity or less kept at home and available for the use of household members. Used in combination with the place-of-work and journey-to-work data collected in the American Community Survey, data about vehicles available are essential for transportation programs. For the U.S. Department of Transportation, data about vehicles available are used to develop policies and to plan a number of transportation programs. The U.S. Department of Energy uses the information to estimate and forecast energy consumption of motor vehicles and for planning and establishing program activities as part of the Alternative Fueled Vehicles Program.

COMMUNITY BENEFITS

Transportation

Based on studies of the typical number of daily trips taken by households with differing numbers of vehicles available, state and metropolitan transportation planning agencies use the data about vehicles available to estimate total vehicle travel and forecast future travel and its effect on their transportation systems.

The data are used to help form the database used by state departments of transportation and the more than 350 metropolitan planning organizations responsible for comprehensive transportation planning activities. Programs

include transportation safety, long-range transportation investments, emergency response, and evacuation planning.

Social Services

State and local agencies use the data to determine the need for special transportation services for the elderly and disabled.

Social service agencies use the data to plan for emergency transportation services in areas of high concentrations of households with no vehicle available, such as isolated rural communities.

YEAR STRUCTURE BUILT *asked since 1940*

2 About when was this building first built?

2000 or later – *Specify year* →

1990 to 1999

1980 to 1989

1970 to 1979

1960 to 1969

1950 to 1959

1940 to 1949

1939 or earlier

MEETING FEDERAL NEEDS

The year the structure was built determines the age of housing units. The data are integral components used by the U.S. Department of Housing and Urban Development in the development of Fair Market Rents for all areas of the country. These data are valuable to several federal agencies in developing formulas for allocating funds and determining substandard housing. Funding formulas used by the U.S. Department of Housing and Urban Development mandate the use of these data. The data are also used to design the U.S. Department of Energy's legislatively mandated Residential Energy Consumption Survey.

COMMUNITY BENEFITS

Energy

The age of housing is used to forecast future energy consumption.

Housing

The data are used in housing assistance programs as a component of measures of substandard housing. The data are used to allocate funds to local governments under the Community Development Block Grant Program and Public Housing Modernization formulas.

Banking

The Federal Reserve Board uses the data to implement the Home Mortgage Disclosure Act that requires lending institutions to disclose details of lending practices as a safeguard against unfair housing practices in certain communities.

Social Services

Local areas use the data about the year structure was built for forecasting the needs for services such as fire protection.

The data are used to profile the ages of the structures lived in by eligible households under the Low-Income Home Energy Assistance Program.

UNITS IN STRUCTURE *asked since 1940*

1 Which best describes this building?

Include all apartments, flats, etc., even if vacant.

- A mobile home
- A one-family house detached from any other house
- A one-family house attached to one or more houses
- A building with 2 apartments
- A building with 3 or 4 apartments
- A building with 5 to 9 apartments
- A building with 10 to 19 apartments
- A building with 20 to 49 apartments
- A building with 50 or more apartments
- Boat, RV, van, etc.

MEETING FEDERAL NEEDS

The number of units in the structure subdivides the housing inventory into one-family homes, apartments, and mobile homes. The data are integral components used by the U.S. Department of Housing and Urban Development to set Fair Market Rents for all areas of the country. When combined with other American Community Survey items such as tenure (whether a home is owned or rented), income, and year structure built, units in structure serves as the basic identifier of housing used in many federal programs. The U.S. Department of Health and Human Services is required to profile housing unit types for the Low-Income Home Energy Assistance Program (LIHEAP) eligible households.

COMMUNITY BENEFITS

Housing

The U.S. Department of Housing and Urban Development uses the data to assess the multifamily housing market in local areas before issuing any funds for assisted housing.

State and local planners use data about the number of housing units by structure type to forecast the need for services such as roads and hospitals.

Health

The Indian Health Service and local health agencies use the data to assess the potential for the spread of communicable disease.

Emergency Preparedness

Federal, state, and local officials use the data to identify concentrations of mobile homes in tornado- and hurricane-prone areas in creating emergency-preparedness plans.

Banking

Data about the type of structure is used to assess fairness in home lending practices.

Energy

Data about utility costs by type of structure are used to analyze current energy supply and consumption and predict how consumption will change in the future.

YEAR MOVED INTO UNIT *asked since 1960*

3 When did PERSON 1 (listed on page 2) move into this house, apartment, or mobile home?

Month Year

<input type="text"/>	<input type="text"/>
----------------------	----------------------

MEETING FEDERAL NEEDS

Data about the year the householder moved into the unit provides information on the specific period of time when mobility occurs, especially for recent movers (those who moved into their current home in the 12 months prior to interview). This item measures neighborhood stability and helps identify transient communities. The data are integral components used by the U.S. Department of Housing and Urban Development in the development of Fair Market Rents for all areas of the country. Government agencies also use the data to calculate turnover among specified population groups such as elderly and minority households.

COMMUNITY BENEFITS

Social Services

State and local areas use data about mobility to project the need for schools and services such as police and fire protection.

Local agencies use the data to evaluate changes in service requirements in a given area because of migration of older people to or from the area.

Housing

State and local planners study and analyze demographic and economic characteristics of households that have recently moved to assess the adequacy of the housing stock to meet shelter needs.

Emergency Preparedness

Federal and local emergency management agencies use the data to assess the amount of displacement caused by hurricanes and other natural disasters.

7 a. How many separate rooms are in this house, apartment, or mobile home?

Rooms must be separated by built-in archways or walls that extend out at least 6 inches and go from floor to ceiling.

- *INCLUDE bedrooms, kitchens, etc.*
- *EXCLUDE bathrooms, porches, balconies, foyers, halls, or unfinished basements.*

Number of rooms

MEETING FEDERAL NEEDS

Data about the number of occupants per room is used to measure the extent of overcrowding among our nation's households. A housing unit is often considered crowded if it has more than one person to a room. Many federal agencies use data about crowding to set and implement policies. The U.S. Department of Energy uses data on the changing size and structure of homes to forecast future energy demand. The number of rooms in a home also is used as a measure of housing-unit size in the absence of information on square footage by the U.S. Department of Housing and Urban Development. The Bureau of Economic Analysis uses this information in conjunction with other American Community Survey data to develop its state per capita income estimates used in the allocation formulas or eligibility criteria of more than 20 federal programs.

COMMUNITY BENEFITS

Housing

Data about the number of persons per room are used to allocate funds for housing assistance to local governments.

City and community officials use data about the number of persons per room to determine housing deficiencies in neighborhoods.

Environment

Data about the average number of rooms are used in feasibility studies for developing waste treatment facilities.

Social Services

The data about the number of rooms are used to allocate funds to local areas for home energy assistance to low-income individuals and families under the Low-Income Home Energy Assistance Program.

b. How many of these rooms are bedrooms?

Count as bedrooms those rooms you would list if this house, apartment, or mobile home were for sale or rent. If this is an efficiency/studio apartment, print "0".

Number of bedrooms

MEETING FEDERAL NEEDS

The U.S. Department of Housing and Urban Development uses bedrooms as an essential variable in calculating Fair Market Rents and in allocating funds for Section 8 certificates and housing vouchers. The data are useful in tracking changes in the physical characteristics of the housing inventory over time. The number of bedrooms also is an indicator of housing-unit size. The U.S. Department of Energy uses data on the changing size and structure of homes to forecast future energy demand.

COMMUNITY BENEFITS

Housing

Data about the number of bedrooms are used to allocate funds to states, counties, and cities under the Community Development Block Grant Program.

State and local planners use the data to evaluate the adequacy of the housing stock to shelter the population.

City and community officials use data about the number of bedrooms to determine housing deficiencies in neighborhoods.

KITCHEN FACILITIES *asked since 1960*

8 Does this house, apartment, or mobile home have –

	Yes	No
a. hot and cold running water?	<input type="checkbox"/>	<input type="checkbox"/>
b. a flush toilet?	<input type="checkbox"/>	<input type="checkbox"/>
c. a bathtub or shower?	<input type="checkbox"/>	<input type="checkbox"/>
→ d. a sink with a faucet?	<input type="checkbox"/>	<input type="checkbox"/>
→ e. a stove or range?	<input type="checkbox"/>	<input type="checkbox"/>
→ f. a refrigerator?	<input type="checkbox"/>	<input type="checkbox"/>
g. telephone service from which you can both make and receive calls? <i>Include cell phones.</i>	<input type="checkbox"/>	<input type="checkbox"/>

MEETING FEDERAL NEEDS

Complete kitchen facilities are defined as a sink with piped water, a range, and a refrigerator. The data are integral components used by the U.S. Department of Housing and Urban Development in the development of Fair Market Rents for all areas of the country. Federal agencies use this item to identify areas eligible for housing assistance and rehabilitation loans and as an indicator of housing quality.

COMMUNITY BENEFITS

Housing

Data about complete kitchen facilities are used to evaluate the Community Development Block Grant Program, a program that provides grants to states and local governments for the rehabilitation of privately owned property that is intended to be rented as residences.

The data are used to distribute federal funds for housing assistance to local governments.




City and community officials use the data about complete kitchen facilities to determine housing deficiencies in neighborhoods.

Social Services

Under the Older Americans Act, the data are used to determine the number of older people who live in inadequate housing and who may be candidates for housing assistance programs or placement in alternative housing.

City and community agencies use the data to pinpoint areas that need special programs, such as Meals On Wheels.

PLUMBING FACILITIES *asked since 1940*

8 Does this house, apartment, or mobile home have –		Yes	No
	a. hot and cold running water?	<input type="checkbox"/>	<input type="checkbox"/>
	b. a flush toilet?	<input type="checkbox"/>	<input type="checkbox"/>
	c. a bathtub or shower?	<input type="checkbox"/>	<input type="checkbox"/>
	d. a sink with a faucet?	<input type="checkbox"/>	<input type="checkbox"/>
	e. a stove or range?	<input type="checkbox"/>	<input type="checkbox"/>
	f. a refrigerator?	<input type="checkbox"/>	<input type="checkbox"/>
	g. telephone service from which you can both make and receive calls? <i>Include cell phones.</i>	<input type="checkbox"/>	<input type="checkbox"/>

MEETING FEDERAL NEEDS

Complete plumbing facilities are defined as hot and cold running water, a flush toilet, and a bathtub or shower. The data are essential components used by the U.S. Department of Housing and Urban Development in the development of Fair Market Rents for all areas of the country. Federal agencies use this item to identify areas eligible for public assistance programs and rehabilitation loans. Public health officials use this item to locate areas in danger of ground water contamination and waterborne diseases.

COMMUNITY BENEFITS

Housing

Data about complete plumbing facilities are used to allocate Section 8 and other federal housing subsidies to local governments. These programs help American families afford decent, safe, and sanitary housing.

The U.S. Department of Housing and Urban Development uses the data as a critical variable to assess the quality of the housing stock.

State and local agencies, along with the U.S. Department of Agriculture, identify poor quality housing by measuring the lack of plumbing facilities.

Social Services

Under the Older Americans Act, the data are used to determine the number of older people who live in inadequate housing and who may be candidates for home repair or other assistance.

The data are used by the Indian Health Service to identify specific reservations that are in greatest need of housing assistance. This information is included in its annual report to the Congress.

HOUSE HEATING FUEL *asked since 1940*

10 Which FUEL is used MOST for heating this house, apartment, or mobile home?

- Gas: from underground pipes serving the neighborhood
- Gas: bottled, tank, or LP
- Electricity
- Fuel oil, kerosene, etc.
- Coal or coke
- Wood
- Solar energy
- Other fuel
- No fuel used

MEETING FEDERAL NEEDS

The type of primary house heating fuel has long been used as a basic indicator of the adequacy of the American housing stock. Over the decades, there has been a dramatic shift in the fuels used to heat America's homes. The U.S. Department of Energy uses the data to provide information on energy supply and consumption. Also, the U.S. Department of Energy uses the data to design the Residential Energy Consumption Survey (RECS), a legislatively mandated survey required to provide information on residential and commercial energy use. The data are widely used by the Environmental Protection Agency for planning and impact assessment.

COMMUNITY BENEFITS

Housing

Local planners use the data to identify areas that may be at risk for unhealthy air quality as a consequence of reliance on less efficient and clean home heating fuels.

State and local environmental agencies interested in promoting alternative fuels, such as solar energy, use the data to identify areas with favorable growth potential.

Energy

Utility companies and fuel oil distributors use the data to forecast the need for additional power facilities such as generating plants, long

distance pipelines for oil or natural gas, and long distance transmission lines for electricity.

The Environmental Protection Agency uses the data to assess the adequacy of energy resources to meet present and future needs of the general public.

Social Services

The data are needed to determine the type of fuel used by low-income persons and families who receive assistance under the Low-Income Home Energy Assistance Program.

TELEPHONE SERVICE AVAILABLE *asked since 1980*

8 Does this house, apartment, or mobile home have –		Yes	No
a.	hot and cold running water?	<input type="checkbox"/>	<input type="checkbox"/>
b.	a flush toilet?	<input type="checkbox"/>	<input type="checkbox"/>
c.	a bathtub or shower?	<input type="checkbox"/>	<input type="checkbox"/>
d.	a sink with a faucet?	<input type="checkbox"/>	<input type="checkbox"/>
e.	a stove or range?	<input type="checkbox"/>	<input type="checkbox"/>
f.	a refrigerator?	<input type="checkbox"/>	<input type="checkbox"/>
→ g.	telephone service from which you can both make and receive calls? <i>Include cell phones.</i>	<input type="checkbox"/>	<input type="checkbox"/>

MEETING FEDERAL NEEDS

The lack of telephone service is an important measure of social isolation. The U.S. Department of Health and Human Services and local social service agencies use the data to assess the level of need among elderly and low-income households. These data also are valuable to a number of agencies in evaluating how well their policies meet the public's needs. Under the Communications Act, the Federal Communications Commission requires data about the number of households having telephone service to measure the extent of universal access to telephone service.

COMMUNITY BENEFITS

Housing

State and local agencies use the data to develop plans that deliver emergency telephone service. These data help them to assess the extent to which elderly and low-income households have access to communication in case they need emergency medical or crime prevention services.

The Administration on Aging uses data about telephone service as a measure of social isolation, one of the factors cited in the Older Americans Act as a source of "greatest social need."

The Federal Communications Commission uses the data to evaluate its universal telephone service policies.

- 4** How many acres is this house or mobile home on?
- Less than 1 acre → *SKIP to question 6*
 - 1 to 9.9 acres
 - 10 or more acres

- 5** IN THE PAST 12 MONTHS, what were the actual sales of all agricultural products from this property?
- None
 - \$1 to \$999
 - \$1,000 to \$2,499
 - \$2,500 to \$4,999
 - \$5,000 to \$9,999
 - \$10,000 or more

MEETING FEDERAL NEEDS

America's farm population is identified based on the number of acres and volume of sales of agricultural products. The U.S. Department of Agriculture allocates funds to states based on the farm population and uses this information from the American Community Survey to identify farms for the Census of Agriculture.

COMMUNITY BENEFITS

Rural Development

The U.S. Department of Agriculture uses the data to allocate federal funds to states based, in part, on the farm residence population, as determined by the American Community Survey.

The Economic Research Service uses the data to produce economic and social service information to help Congress and the administration develop and evaluate rural policies.

14 Is this house, apartment, or mobile home –
Mark (X) ONE box.

Owned by you or someone in this household with a mortgage or loan? *Include home equity loans.*

Owned by you or someone in this household free and clear (without a mortgage or loan)?

Rented?

Occupied without payment of rent? → SKIP to **C**

MEETING FEDERAL NEEDS

Tenure (whether a home is owned or rented) is the most basic feature of the housing inventory. Homeownership rates have served as an indicator of the nation's economy for decades. The data are an integral component of the formula used by the U.S. Department of Housing and Urban Development to establish Fair Market Rents and also are essential for the Federal Housing Authority's mortgage insurance program. The U.S. Department of Health and Human Services is required to profile the housing tenure of Low-Income Home Energy Assistance Program (LIHEAP) households. The Bureau of Economic Analysis uses this information along with other census data to prepare the value of housing services for the National and Regional Accounts. This information is used to assess the costs of utilities based on the type of home ownership. Tenure also is used in calculating homeownership vacancy rates and rental vacancy rates that federal and local agencies use to evaluate the overall viability of local housing markets.

COMMUNITY BENEFITS

Planning

Local planners use data on tenure to assess neighborhood stability.

Banking

Data on tenure are used to distribute funds for mortgage insurance, for rental housing in urban renewal areas, and for national defense housing.

Housing

Tenure is one of the integral components used by the U.S. Department of Housing and Urban Development to establish Fair Market Rents for different localities throughout the country. This information is used to allocate Section 8 and other federal housing program subsidies that assist American families to afford decent, safe, and sanitary housing.

COMMUNITY BENEFITS

Housing

Statistics about housing value are used by local agencies in determining the adequacy of housing units for older people, the cost of maintaining owned units, and the potential usefulness of home equity conversion programs.

Banking

Data about home values are used by the U.S. Department of Housing and Urban Development as an independent check of appraised values for determining the amount of mortgage to be financed.

Social Services

The data are used to allocate funds for home mortgage insurance for the elderly, and lower- and moderate-income and displaced families in programs under the U.S. Department of Housing and Urban Development.

Local social service organizations use the data for locating service areas and identifying clients wanting specific services, such as thrift and discount stores, to be located nearby.

Transportation

These data are used in developing transportation plans for local areas by assessing the impact on the value of homes affected by road, bridge, and subway construction, and related problems such as noise and pollution.

15 a. **What is the monthly rent for this house, apartment, or mobile home?**
Monthly amount – *Dollars*

\$.00
----	--	--	--	--	--	--	--	--	--	-----

b. **Does the monthly rent include any meals?**

Yes

No

MEETING FEDERAL NEEDS

Rent is an essential measure of shelter costs. Rent amounts are critical for the establishment of the U.S. Department of Housing and Urban Development's Section 8 Fair Market Rents. Fair Market Rents are used for a wide variety of housing programs that assist American families to afford decent, safe, and sanitary housing. When compared with income, data about rent offer an excellent measure of housing affordability and excessive shelter costs. Various agencies, including the U.S. Department of Health and Human Services, use the data to allocate funds to assist low- and moderate-income families whose rents exceed 30 percent of their household income. The Bureau of Economic Analysis uses this information to prepare estimates of rent paid on tenant-occupied nonfarm dwellings, which are components used to estimate rental income of persons for the National Income and Product Accounts.

COMMUNITY BENEFITS

Social Services

Data about rent are needed to review and assess the assistance available to individuals with developmental disabilities.

Data about rent are needed to evaluate the effectiveness of the Community Development Block Grant Program,

which provides grants to states and local governments for rehabilitation of privately owned properties intended for rent as residences.

These data are needed to evaluate a locality's qualification for federal housing assistance.

SELECTED MONTHLY OWNER COSTS *asked since 1980*

11 a. LAST MONTH, what was the cost of electricity for this house, apartment, or mobile home?

Last month's cost – Dollars

\$.00
----	--	--	--	--	--	--	--	--	--	-----

OR

- Included in rent or condominium fee
 No charge or electricity not used

b. LAST MONTH, what was the cost of gas for this house, apartment, or mobile home?

Last month's cost – Dollars

\$.00
----	--	--	--	--	--	--	--	--	--	-----

OR

- Included in rent or condominium fee
 Included in electricity payment entered above
 No charge or gas not used

c. IN THE PAST 12 MONTHS, what was the cost of water and sewer for this house, apartment, or mobile home? If you have lived here less than 12 months, estimate the cost.

Past 12 months' cost – Dollars

\$.00
----	--	--	--	--	--	--	--	--	--	-----

OR

- Included in rent or condominium fee
 No charge

d. IN THE PAST 12 MONTHS, what was the cost of oil, coal, kerosene, wood, etc., for this house, apartment, or mobile home? If you have lived here less than 12 months, estimate the cost.

Past 12 months' cost – Dollars

\$.00
----	--	--	--	--	--	--	--	--	--	-----

OR

- Included in rent or condominium fee
 No charge or these fuels not used

13 Is this house, apartment, or mobile home part of a condominium?

- Yes → **What is the monthly condominium fee?** For renters, answer only if you pay the condominium fee in addition to your rent; otherwise, mark the "None" box.

Monthly amount – Dollars

\$.00
----	--	--	--	--	--	--	--	--	--	-----

OR

- None
 No

17 What are the annual real estate taxes on THIS property?

Annual amount – Dollars

\$.00
----	--	--	--	--	--	--	--	--	--	-----

OR

- None

18 What is the annual payment for fire, hazard, and flood insurance on THIS property?

Annual amount – Dollars

\$.00
----	--	--	--	--	--	--	--	--	--	-----

OR

- None

SELECTED MONTHLY OWNER COSTS *asked since 1980*

19 a. Do you or any member of this household have a mortgage, deed of trust, contract to purchase, or similar debt on THIS property?

Yes, mortgage, deed of trust, or similar debt

Yes, contract to purchase

No → SKIP to question 20a

b. How much is the regular monthly mortgage payment on THIS property?
Include payment only on FIRST mortgage or contract to purchase.

Monthly amount – Dollars

\$.00
----	--	--	--	--	--	--	--	--	--	--	--	-----

OR

No regular payment required → SKIP to question 20a

c. Does the regular monthly mortgage payment include payments for real estate taxes on THIS property?

Yes, taxes included in mortgage payment

No, taxes paid separately or taxes not required

d. Does the regular monthly mortgage payment include payments for fire, hazard, or flood insurance on THIS property?

Yes, insurance included in mortgage payment

No, insurance paid separately or no insurance

20 a. Do you or any member of this household have a second mortgage or a home equity loan on THIS property?

Yes, home equity loan

Yes, second mortgage

Yes, second mortgage and home equity loan

No → SKIP to D

b. How much is the regular monthly payment on all second or junior mortgages and all home equity loans on THIS property?

Monthly amount – Dollars

\$.00
----	--	--	--	--	--	--	--	--	--	--	--	-----

OR

No regular payment required

21 What are the total annual costs for personal property taxes, site rent, registration fees, and license fees on THIS mobile home and its site?
Exclude real estate taxes.

Annual costs – Dollars

\$.00
----	--	--	--	--	--	--	--	--	--	--	--	-----

MEETING FEDERAL NEEDS

Selected monthly owner costs, such as mortgage payments and utilities, are a measure of the cost of homeownership. When combined with income, selected monthly owner costs offer an excellent measure of affordability and excessive shelter costs. The U.S. Department of Housing and Urban Development uses the data in many of its housing assistance programs. The U.S. Department of Health and Human Services uses the data to assess the need for housing assistance for elderly and low-income homeowners.

COMMUNITY BENEFITS

Social Services

Data about selected monthly owner costs are used to allocate funds for housing for the elderly under the Older Americans Act and for home energy assistance to low-income individuals and families under the Low-Income Home Energy Assistance Program.

Energy

Data about the cost of utilities are used to analyze current residential energy supply and consumption in order to forecast future needs.

Housing

The U.S. Department of Housing and Urban Development uses the data as one of the selection criteria for urban development grants for cities and counties under the Community Development Block Grant Program.

The data are benchmark statistics used to measure progress toward the Congressional declaration of goals for national housing policy: a decent home and suitable living environment for every American family.

ADMINISTRATIVE QUESTIONS *for use in the ACS*

➔ **Please print today's date.**
Month Day Year

➔ **Please print the name and telephone number of the person who is filling out this form.** We may contact you if there is a question.
Last Name

First Name MI

Area Code + Number
 -

➔ **How many people are living or staying at this address?**

- **INCLUDE** everyone who is living or staying here for more than 2 months.
- **INCLUDE** yourself if you are living here for more than 2 months.
- **INCLUDE** anyone else staying here who does not have another place to stay, even if they are here for 2 months or less.
- **DO NOT INCLUDE** anyone who is living somewhere else for more than 2 months, such as a college student living away or someone in the Armed Forces on deployment.

Number of people

➔ **Fill out pages 2, 3, and 4 for everyone, including yourself, who is living or staying at this address for more than 2 months. Then complete the rest of the form.**

1 **What is Person 1's name?**
Last Name *(Please print)* First Name MI

MEETING FEDERAL NEEDS

While these questions are not required by federal law, we use the information to ensure response accuracy and completeness, and for contacting respondents with incomplete or missing information.

D. NEW FOR
THE AMERICAN
COMMUNITY SURVEY

HEALTH INSURANCE COVERAGE *asked since 2008*

15 Is this person **CURRENTLY** covered by any of the following types of health insurance or health coverage plans? Mark "Yes" or "No" for EACH type of coverage in items a – h.

- | | Yes | No |
|---|--------------------------|--------------------------|
| a. Insurance through a current or former employer or union (of this person or another family member) | <input type="checkbox"/> | <input type="checkbox"/> |
| b. Insurance purchased directly from an insurance company (by this person or another family member) | <input type="checkbox"/> | <input type="checkbox"/> |
| c. Medicare, for people 65 and older, or people with certain disabilities | <input type="checkbox"/> | <input type="checkbox"/> |
| d. Medicaid, Medical Assistance, or any kind of government-assistance plan for those with low incomes or a disability | <input type="checkbox"/> | <input type="checkbox"/> |
| e. TRICARE or other military health care | <input type="checkbox"/> | <input type="checkbox"/> |
| f. VA (including those who have ever used or enrolled for VA health care) | <input type="checkbox"/> | <input type="checkbox"/> |
| g. Indian Health Service | <input type="checkbox"/> | <input type="checkbox"/> |
| h. Any other type of health insurance or health coverage plan – <i>Specify</i> ↘ | <input type="checkbox"/> | <input type="checkbox"/> |

MEETING FEDERAL NEEDS

This question was added to the American Community Survey (ACS) to enable the U.S. Department of Health and Human Services and other federal agencies to more accurately distribute resources and better understand state and local health insurance needs.

Planning and implementing many federal health programs requires accurate state and local information on health insurance status. Obtaining data on the uninsured rate among Americans is of great importance to policy makers at federal, state, and local levels.

COMMUNITY BENEFITS

Social Services

One of the nation's important sources of insurance data, the Current Population Survey, has annual sample sizes that are too small for many states. Adding a health insurance question to the ACS offers an improved data source to smaller states and communities.

State and localities will use the statistically reliable county-level data on the uninsured to more efficiently

target outreach and enrollment efforts to those who are eligible for Medicaid and the State Children's Health Insurance Program, but are not enrolled, thereby facilitating increased insurance coverage.

Public Health

Measuring health insurance status helps agencies target public health grant resources to locations where need is great.

MARITAL HISTORY *asked since 2008*

20 In the PAST 12 MONTHS did this person get –

	Yes	No
a. Married?	<input type="checkbox"/>	<input type="checkbox"/>
b. Widowed?	<input type="checkbox"/>	<input type="checkbox"/>
c. Divorced?	<input type="checkbox"/>	<input type="checkbox"/>

21 How many times has this person been married?

Once
 Two times
 Three or more times

22 In what year did this person last get married?

Year

MEETING FEDERAL NEEDS

Marital history data enables multiple agencies to more accurately measure the effects of federal and state policies and programs that focus on the well-being of families. Adding measures of marital transitions to the American Community Survey will provide estimates of marriage and divorce rates and duration, as well as flows into and out of marriage. This information is critical for more refined analyses of eligibility for program services and benefits, and of changes resulting from federal policies and programs.

Marriage and divorce data will be used at the national, state, and sub-state level to plan for and assess state and community activities designed to influence marital and divorce behavior. Equally important are tax and entitlement forecasting functions in a variety of federal programs including Medicare and Medicaid.

COMMUNITY BENEFITS

Social Services

Data will be used for formulation and assessment of Temporary Assistance for Needy Families (TANF) policies and programs at both the federal and state level.

Data will be used to plan for and assess the success of grantees funded under the new Healthy Marriage grant program.

Rates of marriage and divorce data are used to track and forecast changes in areas with large numbers of single-parent families, and thus identify needs for childcare, child support, and other social services.

Government

Marital history will permit analyses and projections of tax policies that can create or mitigate “marriage penalties”—increased taxes for a married couple compared with what the same couple would pay if filing as unmarried individuals.

Local governments use data about marital history in assessing needs for housing and other community development services under the Community Development Block Grant Evaluation.

27 a. Does this person have a VA service-connected disability rating?

Yes (such as 0%, 10%, 20%, ... , 100%)

No → *SKIP to question 28a*

b. What is this person's service-connected disability rating?

0 percent

10 or 20 percent

30 or 40 percent

50 or 60 percent

70 percent or higher

MEETING FEDERAL NEEDS

Veterans Affairs (VA) service-connected disability rating was added to the American Community Survey (ACS) to enable the U.S. Department of Veterans Affairs to measure a veteran's service-connected disability compensation entitlement status. This information will improve the VA's ability to accurately anticipate the need for VA care and its associated cost.

VA is required to provide an annual report to Congress that determines whether VA health care appropriations for the coming fiscal year are sufficient to cover expenditures associated with the expected demand for VA health care services. Adding the proposed service-connected disability status measure to the ACS will enable VA to make county-level estimates of veterans classified by income, service-connected status, and several other characteristics that are needed to classify enrollment priorities.

This information will fundamentally improve VA's capability to describe the total veteran population in terms of age, priority, and market area and to more accurately estimate the demand for VA care.

COMMUNITY BENEFITS

Health

VA medical centers and their associated outpatient clinics would use these data to measure key determinants of the demand for VA care.

Data on service-connected disability ratings would allow VA medical centers (and their regional networks) to engage in meaningful local area planning that accounts for expectations of the future demand for VA care.

NOTES

E. QUESTION IN THE
2000 CENSUS
BUT NOT PLANNED
FOR THE AMERICAN
COMMUNITY SURVEY

NOTES

YEARS OF MILITARY SERVICE *deleted for 2008 ACS*

22

In total, how many years of active-duty military service has this person had?

- Less than 2 years
- 2 years or more

In Census 2000, information describing veterans with fewer than 2 years of service was to be used in conjunction with information about period of service after September 1980 to ascertain the number of veterans not eligible for many VA benefits, health care, and other services. However, the law provides for many exceptions to this 2-year rule. Many activated Reserve and National Guard service members, for example, will be entitled to benefits even if they serve tours of less than 2 years. The importance of Reserve and Guard forces as part of the total active duty military force has grown in recent years, particularly with respect to conflicts in Afghanistan and Iraq. As a result, exceptions to the “2-year active duty” requirement have also grown. The VA Office of the Actuary’s veteran population projection model no longer uses data from the length of service question. Rather, the focus of this model is on counting veterans, not measuring eligibility.

NOTES